




A New Foundation
For Growth



TrellOss™ -C

Porous Ti Interbody System



TrellOss™ -C

Porous Ti Interbody System


A 3D printed titanium interbody platform featuring a scaffold structure with 70% porosity and a 7 micron roughened surface topography to foster a cellular relevant environment for adhesion and bone ingrowth.¹

TrellOss-C Implant

- Rigid teeth help to resist implant migration
- Central window for graft packing and containment
- Implants are sterile-packed for reduced risk of contamination and hospital reprocessing costs
- Zero-profile inserter for access and visualization of disc space
- Removable depth stop for inserter/trials to accommodate surgeon preference

TrellOss-C Sizes

HEIGHTS	FOOTPRINT	LORDOSIS
5 mm–12 mm	12 mm x 14 mm	6° 0°
5 mm–12 mm	14 mm x 16 mm	6° 0°



A New Foundation for Growth

Porosity


Open architecture with 70% porosity including varying pore sizes of 300, 500, and 700 microns that mimic cancellous bone allowing for a conducive environment for cellular activity^{1,5,6,7}

Structure

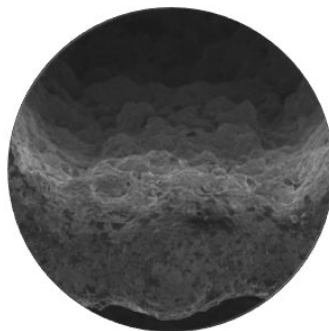
Scaffolding structure provides additional surface area^{2,3} and an elastic modulus similar to PEEK⁸

Texture

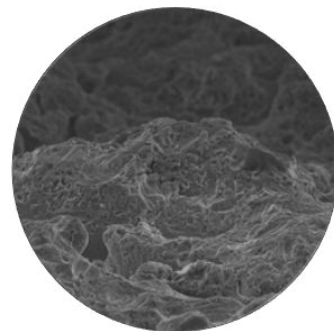
7 micron surface texturing enhances the wicking nature⁹ and creates an environment for potential cellular adhesion^{2,3,4}



SEM image of
TrelOss Surface at
50x magnification



SEM image of
TrelOss Surface at
100x magnification



SEM image of
TrelOss Surface at
450x magnification

References

1. McGilvray KC, Easley J, Seim HB, et al. Bony ingrowth potential of 3D-printed porous titanium alloy: a direct comparison of interbody cage materials in an in vivo ovine lumbar fusion model. *Spine J* 2018;18(7):1250-1260.
2. Olivares-Navarrete R, Hyzy SL, Slosar PJ et al. Implant materials generate different peri-implant inflammatory factors: poly-ether-ether-ketone promotes fibrosis and microtextured titanium promotes osteogenic factors. *Spine* 2015;40(6):399 -404.
3. Olivares-Navarrete R, Hyzy SL, Gittens RA, et al. Rough titanium alloys regulate osteoblast production of angiogenic factors. *Spine J* 2013;13(11):1563 -70.
4. Rao PJ, Pelletier MH, Walsh WR, et al. Spine Interbody Implants: Material Selection and Modification, Functionalization and Bioactivation of Surfaces to Improve Osseointegration. *Orthop Surg* 2014;6:81 -89.
5. Ponader S, von Wilmowsky C, Widenmayer M, et al. In vivo performance of selective electron beam-melted ti-6al-4v structures. *J Biomed Mater Res A* 2010;92A:56 -62.
6. Li JP, Habibovic P, et al.: Bone ingrowth in porous titanium implants produced by 3D fiber deposition. *Biomaterials* 2007;28:2810.
7. Karageorgiou V, Kaplan D. Porosity of 3D biomaterial scaffolds and osteogenesis. *Biomaterials* 2005;26(27):5474 -91.
8. Permeswaran, V., (2019) Elastic Modulus Characterization of Porous Titanium TrelOss™ Structure, 2922.1-GLBL-en-REV1219, ZimVie Spine, Westminster, CO
9. Permeswaran, V., (2019) Measuring the Wicking Nature of Porous Titanium TrelOss™ Structure, 2921.1-GLBL-en-REV1219, ZimVie Spine, Westminster, CO

For more information visit, ZimVie.com

ZimVie Spine
10225 Westmoor Drive
Westminster, CO 80021
www.ZimVie.com



Manufactured by:
Nexxt Spine, LLC
14425 Bergen Blvd, Suite B
Noblesville, IN 46060

 **ZimVie**
Restoring Daily Life.®

©2023 ZimVie Spine, Inc. All rights reserved.

All content herein is protected by copyright, trademarks and other intellectual property rights, as applicable, owned by or licensed to ZimVie Spine, Inc. or its affiliates unless otherwise indicated, and must not be redistributed, duplicated or disclosed, in whole or in part, without the express written consent of ZimVie Spine. This material is intended for health care professionals, the ZimVie Spine sales force and authorized representatives. Distribution to any other recipient is prohibited. For product information, including indications, contraindications, warnings, precautions, potential adverse effects and patient counseling information, see the package insert and www.zimvie.com. Check for country product clearances and reference product specific instructions for use. 2634.4-GLBL-en-REV0223