

The Durango System features unique flexibility that addresses a variety of anatomic demands and requirements.



Durango[®] ALIF System

Thoracolumbar Solutions



For more information, visit [ZimVie.com](https://www.zimvie.com)

ZimVie Spine
10225 Westmoor Drive
Westminster, CO 80021
[ZimVie.com](https://www.zimvie.com)



Disclaimer: This document is intended exclusively for physicians and is not intended for laypersons. Information on the products and procedures contained in this document is of a general nature and does not represent and does not constitute medical advice or recommendations. Because this information does not purport to constitute any diagnostic or therapeutic statement with regard to any individual medical case, each patient must be examined and advised individually, and this document does not replace the need for such examination and/or advice in whole or in part.

Caution: Federal (USA) law restricts this device to sale by or on the order of a physician. Rx only. Please refer to the package inserts for important product information, including, but not limited to, indications, contraindications, warnings, precautions, adverse effects, and patient counseling information.

All content herein is protected by copyright, trademarks and other intellectual property rights, as applicable, owned by or licensed to ZimVie Spine, Inc. or its affiliates unless otherwise indicated, and must not be redistributed, duplicated or disclosed, in whole or in part, without the express written consent of ZimVie Spine. This material is intended for health care professionals, the ZimVie Spine sales force and authorized representatives. Distribution to any other recipient is prohibited. RV1231-REV0523 ©2023 ZimVie Spine, Inc. All rights reserved.



Versatility on call

The Durango System is a modular, integrated plate and interbody system for anterior lumbar interbody fusion (ALIF). The plate component is available in three configurations, and it offers different screw positions and angles that can address the unique anatomic demands of each patient.

Simplicity

- Zero-plate option delivers a no-profile implant that avoids contact with any soft-tissue postoperatively
- Half-plate and full-plate options reduce the instrumentation angulation required to insert screws
- Stand-alone construct eliminates the need for any supplemental posterior or anterior fixation

Security

- Cover plates that correspond to each of the three plating options prevent screw back out
- Four screws in all plating options offer secure fixation, regardless of plating option


Customization

- Three plate configurations allow you to tailor the construct to patient anatomy and work around hardware at adjacent levels
- Wide variety in screw offerings provides choices that promote confidence
- Two footprints offered in six different heights in both 0° and 5° profiles ensure optimal anatomic fit




Zero-Plate

- Flush with the anterior cortex to avoid interference with the great vessels
- Low screw angles facilitate screw placement



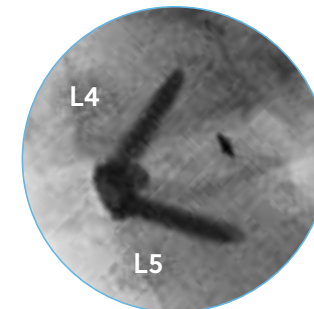
Half-Plate

- Multiple screw positions and orientations provide options for avoiding soft tissues
- Straight instruments may be used in the L5 vertebral body




Full-Plate

- Screws engaging the anterior cortex provide additional stability
- Very low-profile anterior lumbar plate



L4–L5: Zero-plate selected to avoid interference with the great vessels.



L4–L5: Half-plate (reversed) selected to allow L5 instruments to safely avoid a high bifurcation.



L5–S1: Full-plate selected for additional stability.

L5–S1: Half-plate selected to allow for the use of straight instruments into L5.

Implant dimensions

Interbodies

Footprint	Lordosis	Height
Small, 24 mm × 32mm	7°	12 mm 14 mm 16 mm 18 mm
Large, 27 mm × 36mm	7°	12 mm 14 mm 16 mm 18 mm
Small, 24 mm × 32mm	12°	12 mm 14 mm 16 mm 18 mm
Large, 27 mm × 36mm	12°	12 mm 14 mm 16 mm 18 mm

Plates and Cover Plates

Type	Height
Zero-plate	12 mm 14 mm 16 mm 18 mm
Half-plate	12 mm 14 mm 16 mm 18 mm
Full-plate	12 mm 14 mm 16 mm 18 mm

Screws

Type	Diameter	Length
Variable	4.5 mm	20 mm 25 mm 30 mm
Fixed	4.5 mm	20 mm 25 mm 30 mm
Variable	5.0 mm	20 mm 25 mm 30 mm
Fixed	5.0 mm	20 mm 25 mm 30 mm