



ZIMMER BIOMET

Your progress. Our promise.®



Thoracolumbar Solutions

Alpine XC™

Adjustable Fusion System

The Alpine XC System provides the procedural and patient benefits of an interspinous approach with adjustable sizing capabilities.

Adjust YOUR IMPLANT, NOT YOUR TECHNIQUE

As surgeons and patients increasingly demand minimally invasive alternatives to traditional pedicle screws, spinous process fixation has fulfilled an unmet clinical need in spinal fusion surgery. The Alpine XC Adjustable Fusion System enables variable sizing and provides *in situ* compression/distraction capabilities similar to pedicle screws while reducing time, risks and muscle trauma associated with screw placement.

DESIGNED FOR *IN SITU* CONTROL



Adjustable Sizing

- Alpine XC is the only spinous process fixation device with an adjustable, fenestrated core and adjustable-length plates.
- Variable sizing allows for an optimized, anatomic fit.




Optimized Surgical Technique

- Alpine XC allows device insertion in a small, collapsed configuration, enabling minimally invasive exposure.
- *In situ* device compression and distraction provides the surgeon with lordosis control and the ability to load interbody grafts.



ADVANCED COATING TECHNOLOGY

- Alpine XC is the only spinous process fixation device on the market that features titanium plasma spray coating, specifically designed to enhance fixation at the bone-implant interface.



ALPINE XC SPECIFICATIONS


Adjustable Post-Plate

POST LENGTH	ADJUSTABLE HEIGHT RANGE	PART NUMBER
Medium	6mm–18mm	6305-1003
	10mm–18mm*	6305-1103
Wide	6mm–18mm	6306-1003
	10mm–18mm*	6306-1103

*Special order

Adjustable Lock-Plate

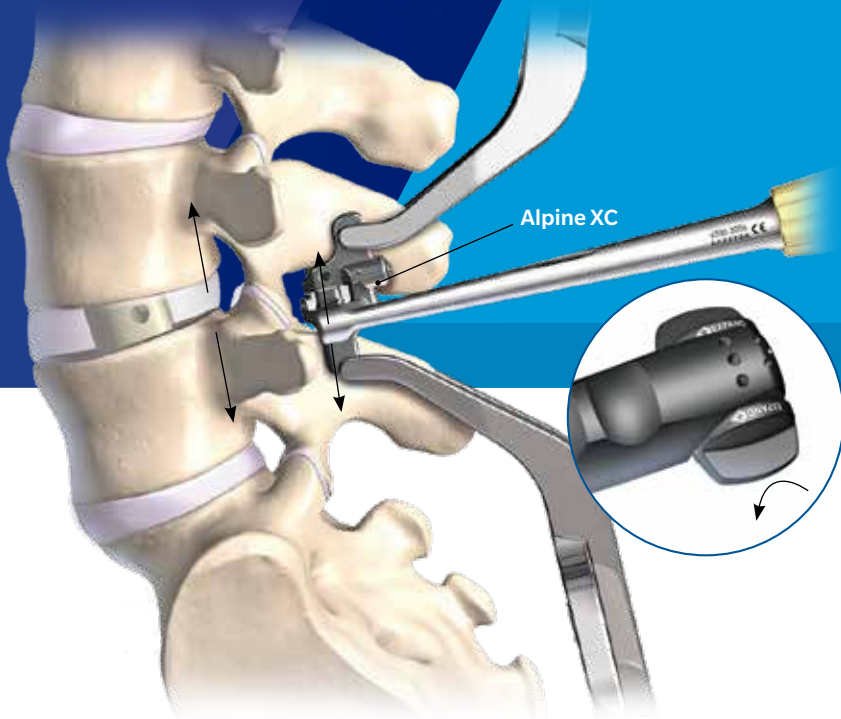
PART NUMBER
6310-1003



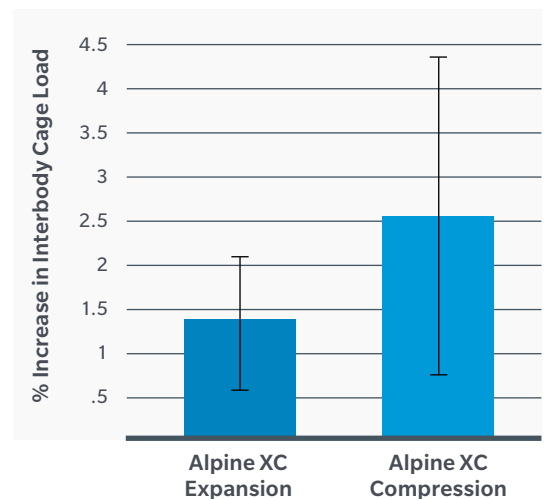
TECHNIQUE ADVANTAGES

Insert collapsed – Distract and compress on demand

- Alpine XC inserts in a collapsed configuration, enabling minimally invasive exposure.



In situ device compression and distraction provides the surgeon with lordosis control and the ability to load interbody grafts.¹



References

1. Gandhi A. Alpine XC Adjustable Fusion System versus Pedicle Screw Fixation: A Biomechanical Study of Interbody Cage Load and Segmental Lordosis in LLIF. Presented at *SMISS Global Forum 2014*.



ZIMMER BIOMET
Your progress. Our promise.®

800.447.3625 / zimmerbiomet.com

©2018 Zimmer Biomet Spine, Inc. All rights reserved.

All content herein is protected by copyright, trademarks and other intellectual property rights, as applicable, owned by or licensed to Zimmer Biomet Spine, Inc. or its affiliates unless otherwise indicated, and must not be redistributed, duplicated or disclosed, in whole or in part, without the express written consent of Zimmer Biomet Spine. This material is intended for health care professionals, the Zimmer Biomet Spine sales force and authorized representatives. Distribution to any other recipient is prohibited.

For product information, including indications, contraindications, warnings, precautions, potential adverse effects and patient counseling information, see the package insert and www.zimmerbiomet.com.

1748.1-US-en-REV0118