

The PathFinder NXT System equips you with a minimally invasive solution that addresses multiple pathologies by offering intuitive instrumentation for simultaneous and controlled correction.


PathFinder NXT®

Minimally Invasive Pedicle Screw System



Powerful New Options with the Legacy of Success

The PathFinder NXT Minimally Invasive Pedicle Screw System has been designed with maximum procedural freedom and smooth OR workflow in mind. With the PathFinder NXT System solution, you have the choice of a mini-open or true percutaneous approach, depending on your preferred operating style and your patient's needs. This versatility enables you to treat your patients the way you want and with greater efficiency than ever.



PathFinder NXT Minimally Invasive Pedicle Screw System features include:

- Option of utilizing either a traditional top-down, muscle-splitting-and-sparing approach or a true percutaneous approach
- Simultaneous controlled compression/distraction and 30mm reduction of the vertebral body
- Bone rasps for decortication
- Bone aspiration tool for removal of bone marrow from the vertebral body

Experience the Next Generation of the Pathfinder System



True Percutaneous Access

The PathFinder NXT System provides a bulleted percutaneous rod and the option for percutaneous delivery. With a secure rod-to- inserter interface, the next-generation PathFinder NXT System allows for seamless introduction of the rod.





Efficiency

The threaded extender sleeves and closure tops enable fine-tuned rod seating and reduction, while the power knob provides up to 30mm of vertebral body reduction. Distract, compress and reduce simultaneously.



Versatility

Whether you prefer a top-down Wiltse technique or a true percutaneous approach, the PathFinder NXT System offers specific implants and instruments tailored to either type of approach. All the best features of the original PathFinder System platform combine with additional innovative MIS options to offer you maximum flexibility.



Extender Sleeves with Positive Lock and Built-In Rod Reduction

Strong sleeve/screw connection allows for simultaneous controlled compression/ distraction and 30mm reduction of the vertebral body.



Percutaneous Rod Insertion

Bulletheaded, secured percutaneous rod and dedicated instruments.



Improved Screw Design

Lower profile screw heads help reduce soft tissue irritation. Dual-lead thread allows for faster insertion.

For more information, visit [ZimVie.com](https://www.ZimVie.com)

ZimVie Spine
10225 Westmoor Drive
Westminster, CO 80021
www.ZimVie.com



©2023 ZimVie Spine, Inc. All rights reserved.

All content herein is protected by copyright, trademarks and other intellectual property rights, as applicable, owned by or licensed to ZimVie Spine, Inc. or its affiliates unless otherwise indicated, and must not be redistributed, duplicated or disclosed, in whole or in part, without the express written consent of ZimVie Spine. This material is intended for health care professionals, the ZimVie Spine sales force and authorized representatives. Distribution to any other recipient is prohibited. For product information, including indications, contraindications, warnings, precautions, potential adverse effects and patient counseling information, see the package insert and www.ZimVie.com. 1061.1.US-en-REV0117