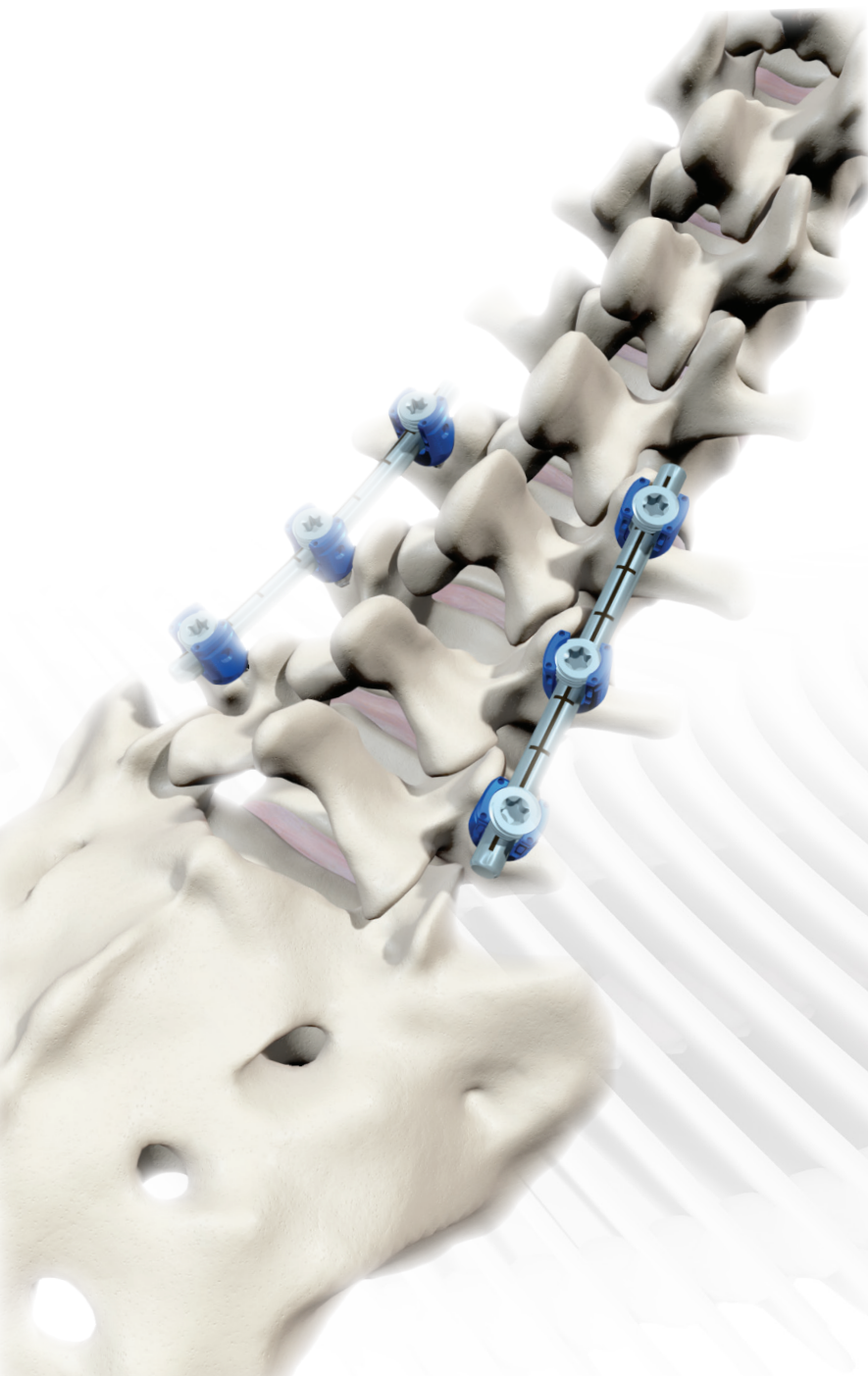


# Vital™ Spinal Fixation System

Degenerative

Optimized instrument  
and implant kit  
configuration for  
degenerative  
thoracolumbar  
procedures.



**HIGHRIDGE**

# Optimized

The Vital Spinal Fixation System provides an optimized set configuration solution for degenerative thoracolumbar procedures, evolved from the advanced implant and instrument features of the comprehensive Vitality® Spinal Fixation System.

## Fuse with confidence



### Optimized Instrument Set

- Consolidates instruments and implants into only two kits, simplifying what is required for a degenerative case.
- Minimizes the OR footprint and lowers the burden on staff for sterile field set up and sterile processing, which could reduce OR costs and reduce the surgical staff's instrument learning curve.



### Operational Efficiencies

- Color-coded kit configuration streamlines the procedure for scrub techs and surgeons:
  - Light blue - pedicle targeting/prep and screw insertion
  - Gold - rod insertion and manipulation
  - Green - final tightening
  - Magenta - transverse connectors
- Enhanced ergonomics optimize OR time in an effort to minimize fatigue.
- T27 drive mechanism interchangeability promotes intraoperative simplicity.



### Advanced Implant and Instrument Design

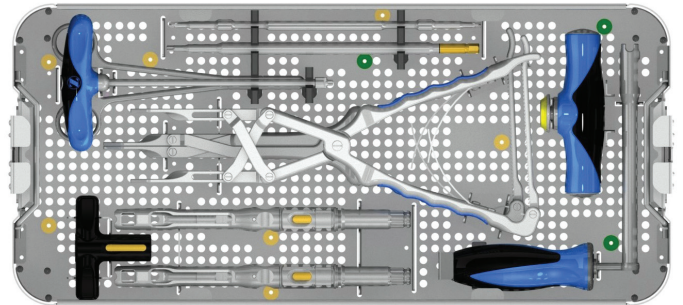
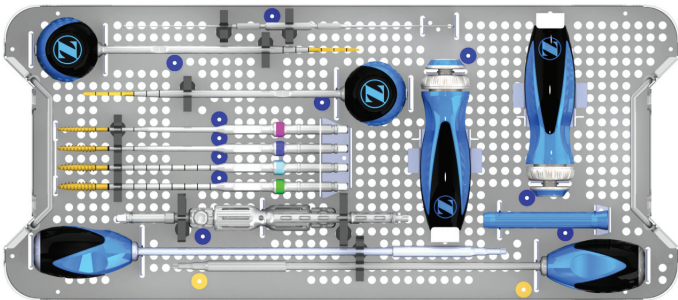
- Dual-lead screws and set screws are specifically designed for speed, and ease of use.
- Specially designed dual-lead thread form promotes improved screw stability and requires fewer revolutions to insert. This improves surgeon efficiency by allowing screw insertion twice as fast as comparable single lead screws without sacrificing pull-out strength.\*
- Tower Reducer - Features a slim profile and streamlined functionality with easy secure screw engagement. The tower reducer has dual-functionality reduction options based on user preference; a quick on/off option and a fully threaded option. The tower reducer offers 30 mm of reduction capability.
- Rocket™ Threaded Reducer - Features spring loaded arms and a threaded barrel that provides tactile feedback, infinite adjustability for controlled reduction, and easy secure screw engagement. The rocket reducer provides simultaneous rod translation and reduction, accommodating significant medial or lateral rod offset. The rocket reducer offers 30 mm of reduction and 15 mm of medial-lateral rod translation.

\*Data on file at Highridge Medical. (TPR#00184)



# Minimized

The minimized, two-kit configuration includes all pertinent instruments and implants required for degenerative spine surgeries in an easy-to-follow color-coded tray layout. Vital is tailored to potentially reduce reprocessing and sterilization costs, improve operating room efficiency and offers the potential to shorten surgical staff's learning curve.

Vital Instrument Kit



Vital Implant and Additional Instrument Kit



# Revitalized

Featuring vigorously tested implants and ergonomically weight-balanced instrumentation, the Vital Spinal Fixation System is designed to streamline your spinal procedures. The optimized system is built with a specific focus on delivering the Vital components needed to execute rigid fixation in degenerative thoracolumbar procedures.

## Vital Implant Features

### Multiple Instrument Connection Features

- The multiple screw head connection points allow various instruments to quickly and securely attach, simplifying manipulation maneuvers.

### Friction Fit Screw Head

- Retains alignment, allowing for easy screw-rod orientation and ease of screw loading.
- Accommodates  $\varnothing 5.5$  mm and  $\varnothing 6.0$  mm rods.

### Fully Threaded Dual-lead Screw Shank



- Self-tapping fully threaded blunt tip screw shank designed to improve the starting characteristics and improve bone screw fixation while reducing insertion torque.
- Improves surgeon efficiency by allowing screw insertion twice as fast as comparable single lead screws without sacrificing pull-out strength.<sup>1</sup>

### T27 Hexalobe Drive Feature

- Screws and closure tops utilize T27 drive (one of largest in industry): 30% greater strength than T25 drive (MDT), 90% greater strength than T20 drive (D/S).<sup>2</sup>

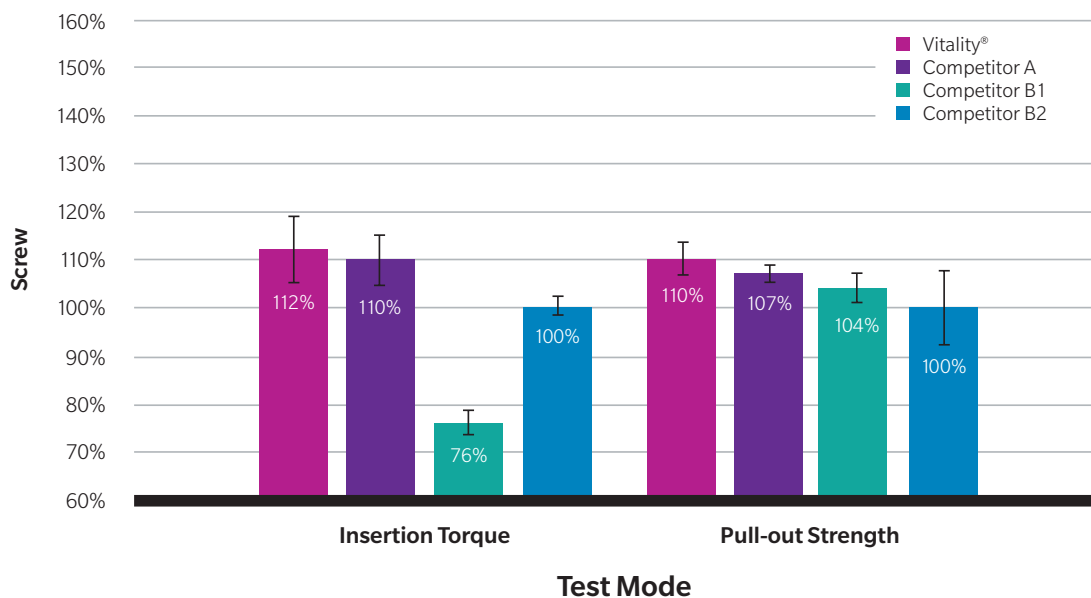
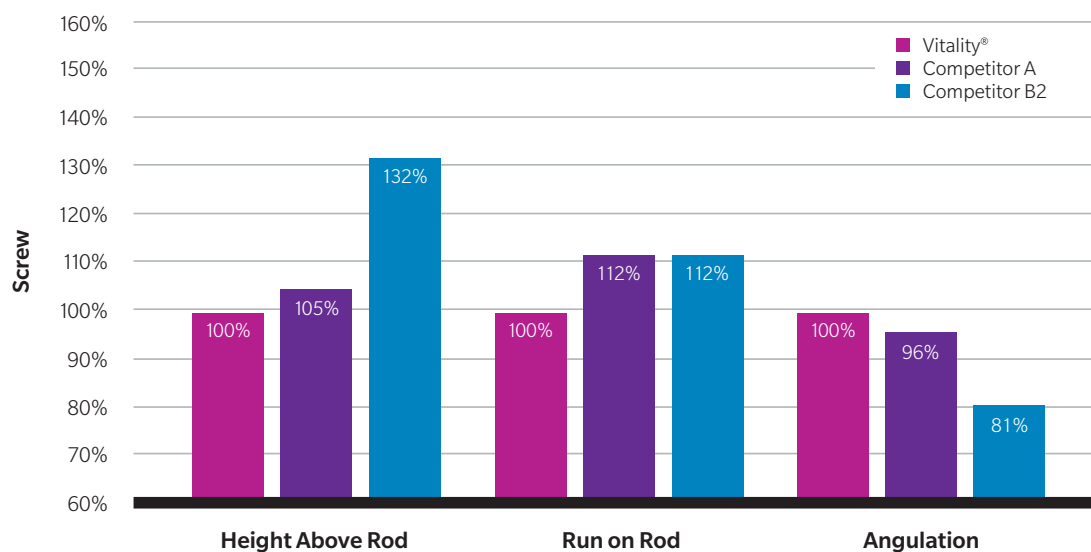
### Dual-lead Reverse Angle Thread Closure Top

- Dual-lead reverse angle thread designed to improve engagement, advance quickly and help prevent head splay.
- Closure top design supports loosening after final tightening and re-tightening of closure top without performance loss.



## Vital vs. Competition<sup>1</sup>

- Vitality dual-lead screws insert 66% faster than competitors tested.
- Pull-out strength exceeds competition when tested on comparable screw sizes in bone foam, giving you more confidence in the bone purchase in a clinical application.
- No-touch loading of screws and closure tops improves efficiency.
- Improved ergonomics with lighter handles and special speed enhancement features can streamline OR time and may minimize fatigue



# A Complete Solution from Highridge Spine

Highridge Medical offers a complete line of solutions to enable you to facilitate successful fusion procedures.

Additional solutions include:

## Interbody

### Zyston® Curve/Straight Interbody Spacer System



- Curve/Straight: Robust implant/insert interface provides for secure tactile control
- Curve/Straight: Clear visualization and markers provide confidence and confirmation of placement which are available in curved and straight with multiple length options
- Curve: Controlled articulating mechanism provides variable and fixed angulation
- Curve: Inserter's unique controlled articulating mechanism allows up to 55 degrees of angulation



### ProLift® Expandable Spacer System

- Controlled in situ expansion restores disc and foramen height
- Post pack design simplifies graft delivery after expansion
- Surface treated with 400-600 micron porosity

## Biologics

### PrimaGen Advanced® Allograft



- An Allograft solution containing all three properties of the bone healing triad:
  - Osteoconduction
  - Osteoinduction
  - Osteogenicity
- PrimaGen Advanced Allograft contains at least 750,000 cells/cc of cancellous tissue with at least 70% cell viability.
- Packaged in pre-filled syringe with a fiber based bone matrix for convenience and improved handling

### InterGro® DBM



- InterGro DBM is a verified, osteoinductive and demineralized bone matrix in a natural lecithin carrier, and is available as:
  - DBM Putty - 40% DBM content by weight
  - DBM Paste - 35% DBM content by weight
  - DBM Plus - 35% DBM content by weight and premixed with resorbable coralline hydroxyapatite/calcium carbonate granules



## References

1. Data on file at Highridge Medical. (TPR# 00184)
2. Data on file at Highridge Medical. (VR-SP0003-122, VR-SP0007-35 )

For more information, visit [highridgemedical.com](https://highridgemedical.com)

Highridge Medical  
10225 Westmoor Drive  
Westminster, CO 80021



Unless otherwise indicated, as referenced herein, all trademarks and intellectual property rights are the property of Highridge Medical, LLC or an affiliate; and all products are manufactured by one or more of the spinal subsidiaries of Highridge Medical, LLC and marketed and distributed by its authorized marketing partners. Please refer to the Instructions for Use, package labeling, and applicable Surgical Technique Guide. Product clearance and availability may be limited to certain countries/regions. This material does not comprise medical advice or recommendations. Distribution to any other recipient is prohibited. This material may not be copied or reprinted without the express written consent of Highridge Medical. HM0575 Rev A US-EN 04.2025 ©2025 Highridge Medical, LLC.